


### Dama

**GRF12211H1** - 64 x 64 cm. - 62 W - 3720 lm / 3000 K / CRI > 80

#### DESCRIPTION

Designed in a square shape, Dama is made of matt white or matt black painted aluminium; it is equipped with an opal diffusing screen in PMMA and, thanks to the SMD LED sources integrated in the body of the luminaire, it lights up perfectly evenly; Dama allows to obtain soft and diffused down light effects and is therefore particularly suitable for illuminating indoor ambients with uniform light, perfectly distributed and free of harsh shadows. Dama is complete with drivers integrated into the body of the device and is available in versions On/Off controlled or dimmable 1...10 V, Push, DALI controlled. The range is completed by versions for permanent emergency light with 1 hour autonomy, ignition time 0.5 sec. and charging time 24 h.



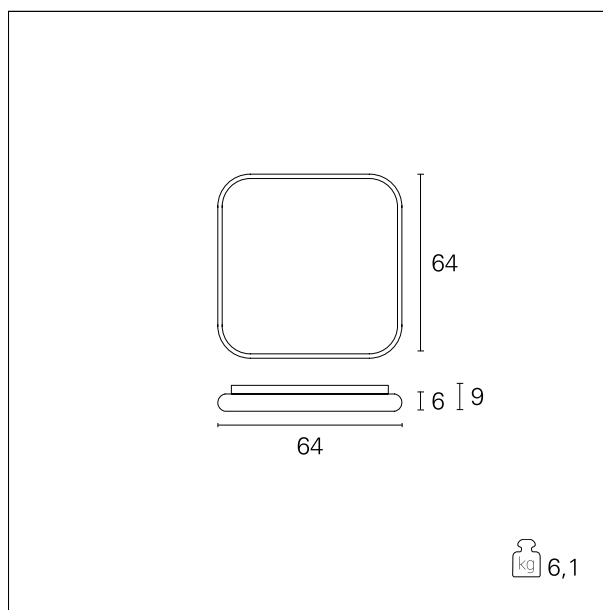
Switch

**Emergency 1 h.**

#### PRODUCTS CHARACTERISTICS

installation type  
material  
Finish  
Color  
Power  
Lumen output - Full emission  
Dimensions  
net weight

**ceiling lamps**  
**Aluminum**  
**Matt painted**  
**White**  
**62 W**  
**3720 lm**  
**64 x 64 cm.**  
**6,1 kg.**



#### ELECTRICAL CHARACTERISTICS

feeding  
driver  
Insulation class

**220÷240 V**  
**Emergenza 1 h.**  
**Class I**

#### MECHANICAL CHARACTERISTICS

product IP rate

**IP20**

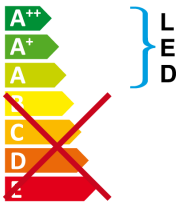
### Dama

GRF12211H1 - 64 x 64 cm. - 62 W - 3720 lm / 3000 K / CRI > 80

#### ENERGY CLASSIFICATION



This luminaire contains built-in LED lamps.



The lamps cannot be changed in the luminaire.

#### LED SOURCE DETAILS

led source type	<b>SMD Led</b>
Light source connection	<b>LED</b>
Light temperature	<b>3000 K</b>
CRI	<b>CRI &gt; 80</b>

#### DRIVER CHARACTERISTICS

driver	<b>Emergenza 1 h.</b>
--------	-----------------------

#### LIGHTING DETAILS

luminous effect	<b>diffused light</b>
optic	<b>110°</b>

#### PHOTOMETRIC

### Dama

GRF12211H1 - 64 x 64 cm. - 62 W - 3720 lm / 3000 K / CRI > 80

