


Dama

GRF12111 - 42 x 42 cm. - 38 W - 2280 lm / 3000 K / CRI > 80

DESCRIPTION

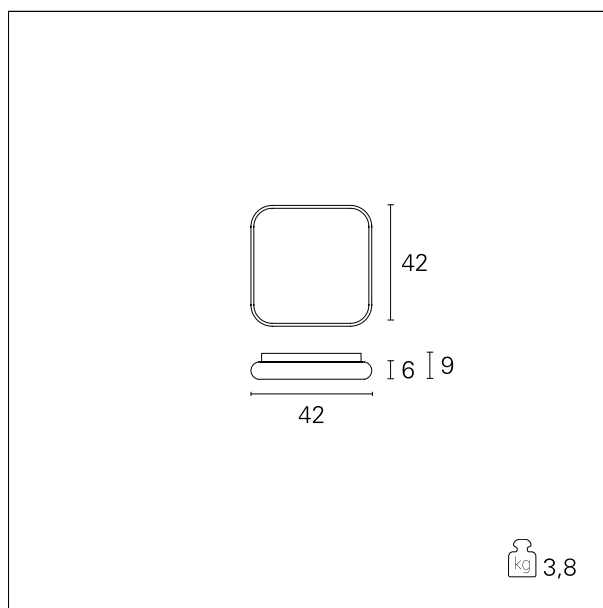
Designed in a square shape, Dama is made of matt white or matt black painted aluminium; it is equipped with an opal diffusing screen in PMMA and, thanks to the SMD LED sources integrated in the body of the luminaire, it lights up perfectly evenly; Dama allows to obtain soft and diffused down light effects and is therefore particularly suitable for illuminating indoor ambients with uniform light, perfectly distributed and free of harsh shadows. Dama is complete with drivers integrated into the body of the device and is available in versions On/Off controlled or dimmable 1...10 V, Push, DALI controlled. The range is completed by versions for permanent emergency light with 1 hour autonomy, ignition time 0.5 sec. and charging time 24 h.



Switch **On÷Off**

PRODUCTS CHARACTERISTICS

installation type	ceiling lamps
material	Aluminum
Finish	Matt painted
Color	White
Power	38 W
Lumen output - Full emission	2280 lm
Dimensions	42 x 42 cm.
net weight	3,8 kg.



ELECTRICAL CHARACTERISTICS

feeding	220÷240 V
driver	On÷Off
Insulation class	Class I

MECHANICAL CHARACTERISTICS

product IP rate	IP20
-----------------	-------------

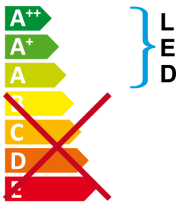
Dama

GRF12111 - 42 x 42 cm. - 38 W - 2280 lm / 3000 K / CRI > 80

ENERGY CLASSIFICATION



This luminaire contains built-in LED lamps.



The lamps cannot be changed in the luminaire.

LED SOURCE DETAILS

led source type	SMD Led
Light source connection	LED
Light temperature	3000 K
CRI	CRI > 80

DRIVER CHARACTERISTICS

driver	On / Off
--------	-----------------

LIGHTING DETAILS

luminous effect	diffused light
optic	110°

PHOTOMETRIC

Dama

GRF12111 - 42 x 42 cm. - 38 W - 2280 lm / 3000 K / CRI > 80

