

Bike

GRF04111CA - 38 W / 3000 K / CRI > 80

DESCRIPTION

Bike is made of matt white painted aluminium and is complete with lower PMMA screen; it allows to create soft and diffused down light effects and is particularly suitable for general lighting of medium or large environments. Its ring shape allows you to see the ceiling on the inside of the appliance. The high efficiency SMD LED source is powered by the driver integrated in the fixture which can be On/Off or dimmable multifunction 1...10 V, Push, DALI controlled. Bike is available in different sizes and powers and can be combined with the corresponding suspension versions. Available in dimmable "wireless signal" Bluetooth versions for Pan Digital or Casambi mesh network.

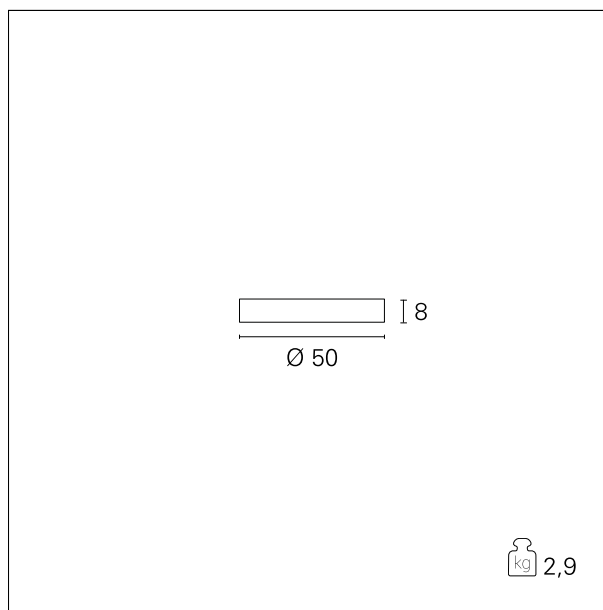


Switch

Casambi

PRODUCTS CHARACTERISTICS

installation type	Plafone
material	Alluminio
Finish	Verniciato
Color	Bianco
Power	38 W
Lumen output - Direct emission	2280 lm
Lumen output - Full emission	2280 lm
Efficacy	\
Diameter	ø 50 cm.
net weight	3,5 kg.



ELECTRICAL CHARACTERISTICS

feeding	220÷240 V
driver	Casambi
Insulation class	Classe I

MECHANICAL CHARACTERISTICS

product IP rate	IP20
-----------------	-------------

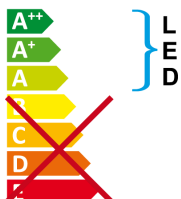
Bike

GRF04111CA - 38 W / 3000 K / CRI > 80

ENERGY CLASSIFICATION



This luminaire contains built-in LED lamps.



The lamps cannot be changed in the luminaire.

LED SOURCE DETAILS

led source type	SMD Led
Light source connection	LED
Energy class	LED
Light temperature	3000 K
CRI	CRI > 80
SDCM	\

DRIVER CHARACTERISTICS

driver	Casambi
--------	----------------

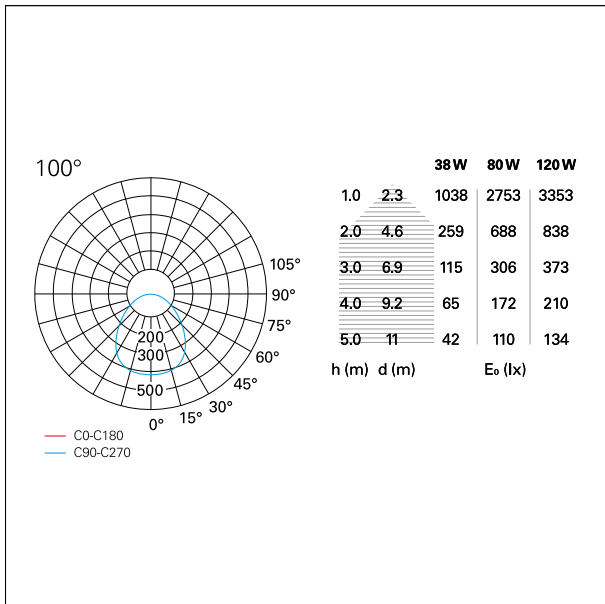
LIGHTING DETAILS

emission	Diretta
optic	100°
UGR	\

Bike

GRF04111CA - 38 W / 3000 K / CRI > 80

PHOTOMETRIC



WARRANTY

period

2 years