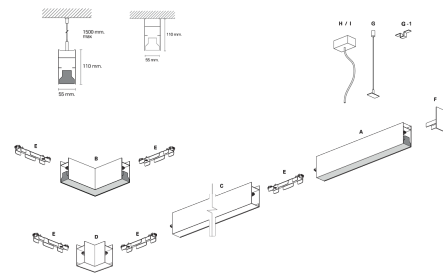


Segno System

BSU65440CA - Module for pendant mounting - uplight / downlight - single switch - 1691 mm. - 36+12 W - 3000 K / 3000 K / CRI > 92

DESCRIPTION

Segno System allow to create linear lighting effects without breaks. It is designed in different configuration to different ceiling, pendant, wall, trimless recessed mounting. It is composed by lighting modules which must be completed with the appropriate mounting accessories as a function of the type of installation to be carried out. The installation of the lighting modules in a continuous line is achieved thanks to the special mechanical joints "Junction Driven" which ensure better precision in the alignment of the bars. The lighting modules are pre-wired and can be equipped with different power systems, allowing full compatibility with all electrical systems. The lighting modules are already complete with optics modules (lenses+led) which are fixed by magnets, and the connection is made thanks to a quick connection plug. The optical modules are preassembled and protect the LEDs from any possible accidental contact even during the installation.




Switch

Casambi

PRODUCTS CHARACTERISTICS

installation type	Linear light
material	Aluminum
Finish	Painted
Color	White
Power	36+12 W
Lumen output - Direct emission	4545 lm
Lumen output - Indirect emission	1800 lm
Lumen output - Full emission	6345 lm
Efficacy	132 lm/W
Dimensions	1691 mm.



ELECTRICAL CHARACTERISTICS

feeding	220÷240 V
driver	Casambi
Insulation class	Class I

Segno System

BSU65440CA - Module for pendant mounting - uplight / downlight - single switch - 1691 mm. - 36+12 W - 3000 K / 3000 K / CRI > 92

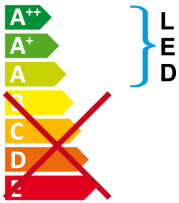
MECHANICAL CHARACTERISTICS

product IP rate **IP40**

ENERGY CLASSIFICATION



This luminaire contains built-in LED lamps.



The lamps cannot be changed in the luminaire.

LED SOURCE DETAILS

led source type	SMD Led
Photobiological risk	RG 1 Low risk (IEC 62471)
LED brand	TCI or equivalent
Service lifetime	L70 / B20 - 60.000 h.
Light temperature	3000 K
CRI	CRI > 92
SDCM	< 3

DRIVER CHARACTERISTICS

driver **Casambi**

LIGHTING DETAILS

emission	uplight/downlight (single switch)
Beam angle - direct	120°

Segno System

BSU65440CA - Module for pendant mounting - uplight / downlight - single switch - 1691 mm. - 36+12 W - 3000 K / 3000 K / CRI > 92

PHOTOMETRIC

