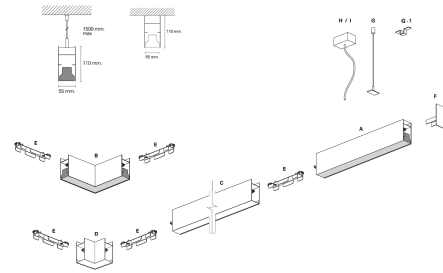


### Segno System

**BSU47510DA** - Module for pendant mounting - uplight / downlight - single switch - 1131 mm. - 24+12 W - 4000 K / 4000 K / CRI > 91

#### DESCRIPTION

Segno System allow to create linear lighting effects without breaks. It is designed in different configuration to different ceiling, pendant, wall, trimless recessed mounting. It is composed by lighting modules which must be completed with the appropriate mounting accessories as a function of the type of installation to be carried out. The installation of the lighting modules in a continuous line is achieved thanks to the special mechanical joints "Junction Driven" which ensure better precision in the alignment of the bars. The lighting modules are pre-wired and can be equipped with different power systems, allowing full compatibility with all electrical systems. The lighting modules are already complete with optics modules (lenses+led) which are fixed by magnets, and the connection is made thanks to a quick connection plug. The optical modules are preassembled and protect the LEDs from any possible accidental contact even during the installation.




Switch

DALI

#### PRODUCTS CHARACTERISTICS

installation type	<b>Linear light</b>
material	<b>Aluminum</b>
Finish	<b>Painted</b>
Color	<b>White</b>
Power	<b>24+12 W</b>
Lumen output - Direct emission	<b>4420 lm</b>
Lumen output - Indirect emission	<b>1715 lm</b>
Lumen output - Full emission	<b>6135 lm</b>
Efficacy	<b>170 lm/W</b>
Dimensions	<b>1131 mm.</b>



#### ELECTRICAL CHARACTERISTICS

feeding	<b>220÷240 V</b>
driver	<b>DALI</b>
Insulation class	<b>Class I</b>

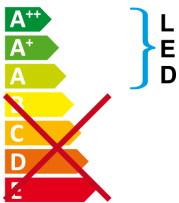
### Segno System

**BSU47510DA** - Module for pendant mounting - uplight / downlight - single switch - 1131 mm. - 24+12 W - 4000 K / 4000 K / CRI > 91

#### MECHANICAL CHARACTERISTICS

product IP rate **IP40**

#### ENERGY CLASSIFICATION



The lamps cannot be changed in the luminaire.

#### LED SOURCE DETAILS

led source type	<b>SMD Led</b>
Photobiological risk	<b>RG 1 Low risk ( IEC 62471 )</b>
LED brand	<b>TCI or equivalent</b>
Service lifetime	<b>L70 / B20 - 60.000 h.</b>
Light temperature	<b>4000 K</b>
CRI	<b>CRI &gt; 91</b>
SDCM	<b>&lt; 3</b>

#### DRIVER CHARACTERISTICS

driver **DALI**

#### LIGHTING DETAILS

emission	<b>uplight/downlight (single switch)</b>
Beam angle - direct	<b>60°</b>
Beam angle - indirect	<b>60°</b>
UGR	<b>&lt; 19</b>

### Segno System

**BSU47510DA** - Module for pendant mounting - uplight / downlight - single switch - 1131 mm. - 24+12 W - 4000 K / 4000 K / CRI > 91

### PHOTOMETRIC

